

Panel Room Dividers Self Assembly Instructions



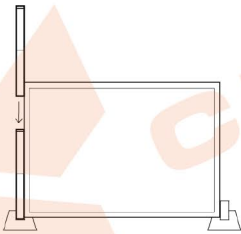
For questions regarding your
Panel Room Dividers
please contact us at
888-442-8242 or
hello@cubicles.com

1.



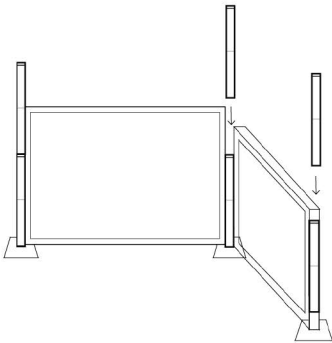
Building with this system is easy. A good starting point is to arrange the feet first.

2.



Next, place the panel between the feet, and slide the posts through the panel and into the feet.

3.



Repeat for each additional panel.

Some of the many possible configurations.

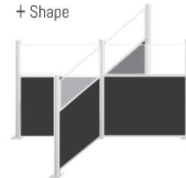
L Shape



T Shape




+ Shape



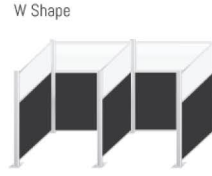
U Shape



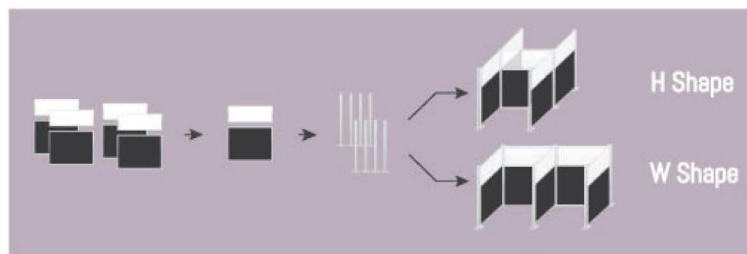
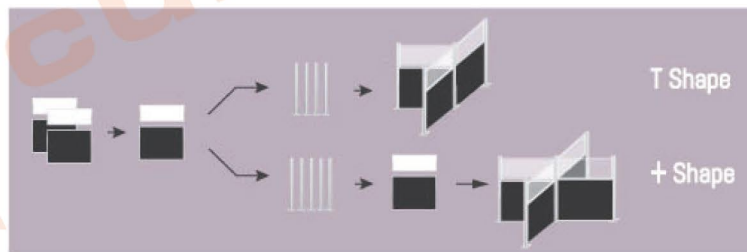
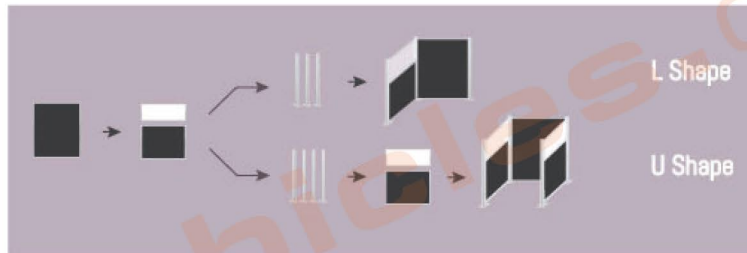
H Shape



W Shape



This panel is infinitely expandable, allowing it to grow along with your organization.



Our Panel Room Dividers coordinate with our Room Dividers on Wheels. Like the Panel Room Dividers, construction is toolless and the cost is affordable.